

2018 Annual Report

REPORT PART 1 OF 2, PUBLISHED FALL 2018

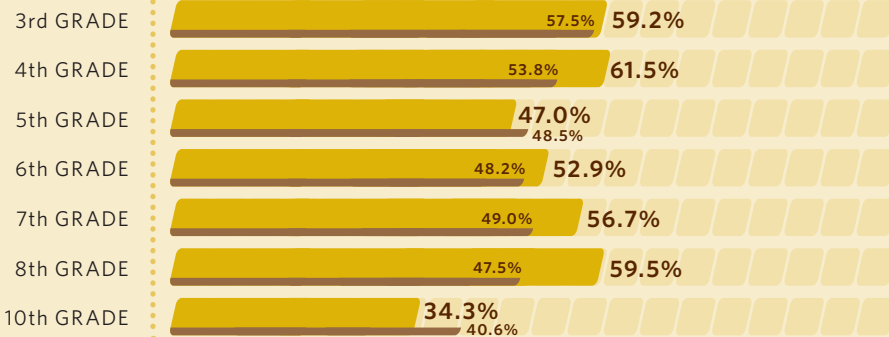
STANDARDIZED TESTING DATA

2017-18 Results

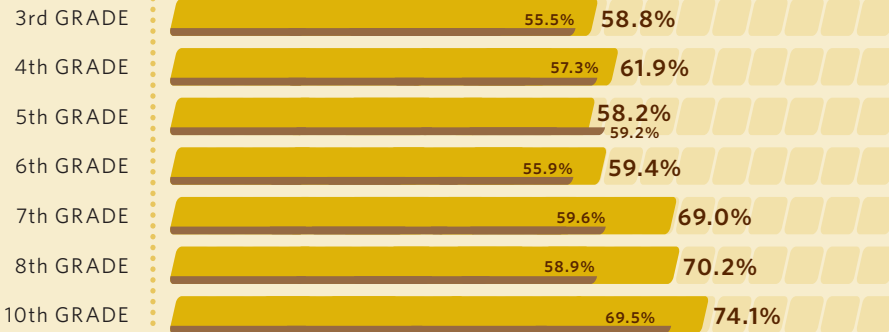


MATHEMATICS Smarter Balanced Assessment

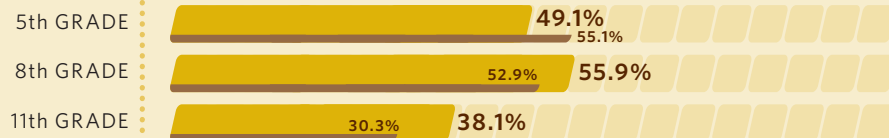
● WASHOUGAL
● STATE AVG.



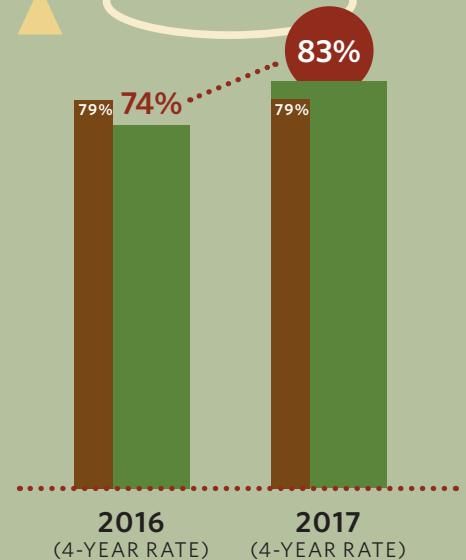
ENGLISH LANGUAGE ARTS Smarter Balanced Assessment



SCIENCE Washington Comprehensive Assessment of Science (new in 2018)



GRADUATION RATE



● WASHOUGAL
● STATE AVG.

OUR 2018 GRADUATES:

EARNED **\$769,555**
IN COLLEGE SCHOLARSHIPS

Of those surveyed:

33% PLANNED TO ATTEND A
2-YEAR COLLEGE OR A TECH SCHOOL

25% PLANNED TO ATTEND
A 4-YEAR UNIVERSITY

16% PLANNED TO ENTER
MILITARY SERVICE

3% PLANNED TO PURSUE A TRADE
OR APPRENTICESHIP PROGRAM

NONDISCRIMINATION STATEMENT: The Washougal School District does not discriminate in any programs or activities on the basis of sex, race, creed, religion, color, national origin, age, veteran or military status, sexual orientation, gender expression, gender identity, disability, or the use of a trained dog guide or service animal and provides equal access to the Boy Scouts and other designated youth groups. The following employees have been designated to handle questions and complaints of alleged discrimination: Civil Rights Coordinator: Marian Young, 4855 Evergreen Way, Washougal WA 98671, (360) 954-3050; Title IX Officer: Marian Young, 4855 Evergreen Way, Washougal WA 98671, (360) 954-3050; Section 504 Coordinator: Allison Blakely, 4855 Evergreen Way, Washougal WA 98671, (360) 954-3020.

STUDENT ENROLLMENT

3,188

as of May 2018



STUDENT : TEACHER RATIO

Average number of students per instructional staff member.

K - 1st

17: 

2nd - 3rd

18: 


4th - 8th

20: 

HIGH SCHOOL

18: 

Includes classroom teachers as well as specialists, such as art, music, P.E. and library instructors.

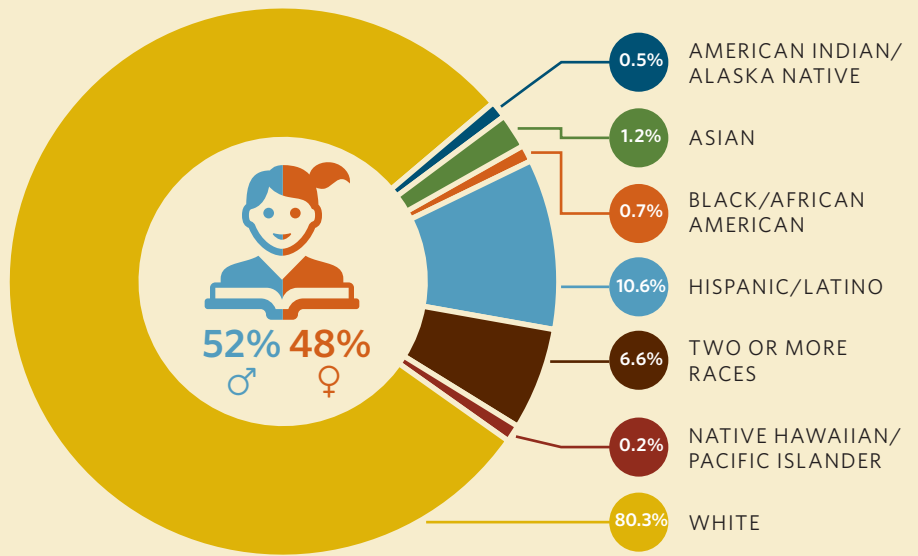


WASHOUGAL SCHOOL DISTRICT

4855 Evergreen Way, Washougal, WA 98671
Tel: 360.954.3000 | Fax: 360.954.3099

www.washougal.k12.wa.us

STUDENT DEMOGRAPHICS

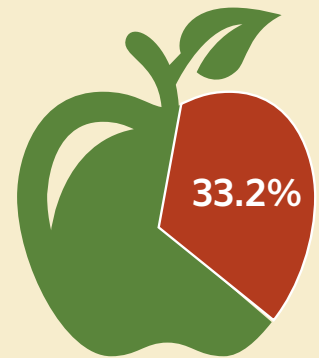


OUR TEACHING STAFF

- 209 CERTIFICATED STAFF
- 11.4 AVERAGE YEARS OF TEACHING EXPERIENCE




For more info on the professional qualifications of your student's teacher, please contact your school principal.



FREE/REDUCED LUNCH

Percentage of students who qualify

BREAKDOWN OF DISTRICT EMPLOYEES



VIEW OUR STATE REPORT CARD ONLINE

This report includes information from the 2017-18 school year.

For more information, including school-specific demographic and testing data, visit reportcard.ospi.k12.wa.us. Under "Organization Type," select "School District," and under "Organization," select "Washougal."